


Discover How To Stop Unlimited Subscriptions In Just Three Minutes

In this digital age, it's all too easy to sign up for online subscriptions. From streaming services to fitness apps, there are countless options to choose from. But what happens when you start to accumulate too many subscriptions? Or when you forget to cancel a subscription you no longer use? These unwanted charges can quickly add up, putting a strain on your budget.



Discover how to stop Kindle Unlimited Subscriptions in just three minute by Emma Tallon

★★★★☆ 4 out of 5

Language : English
File size : 1168 KB
Text-to-Speech : Enabled
Screen Reader : Supported
Enhanced typesetting : Enabled
Print length : 6 pages
Lending : Enabled



That's where our step-by-step guide comes in. We'll show you how to quickly and easily cancel any unwanted subscriptions, so you can take control of your finances and stop wasting money.

Step 1: Identify Your Subscriptions

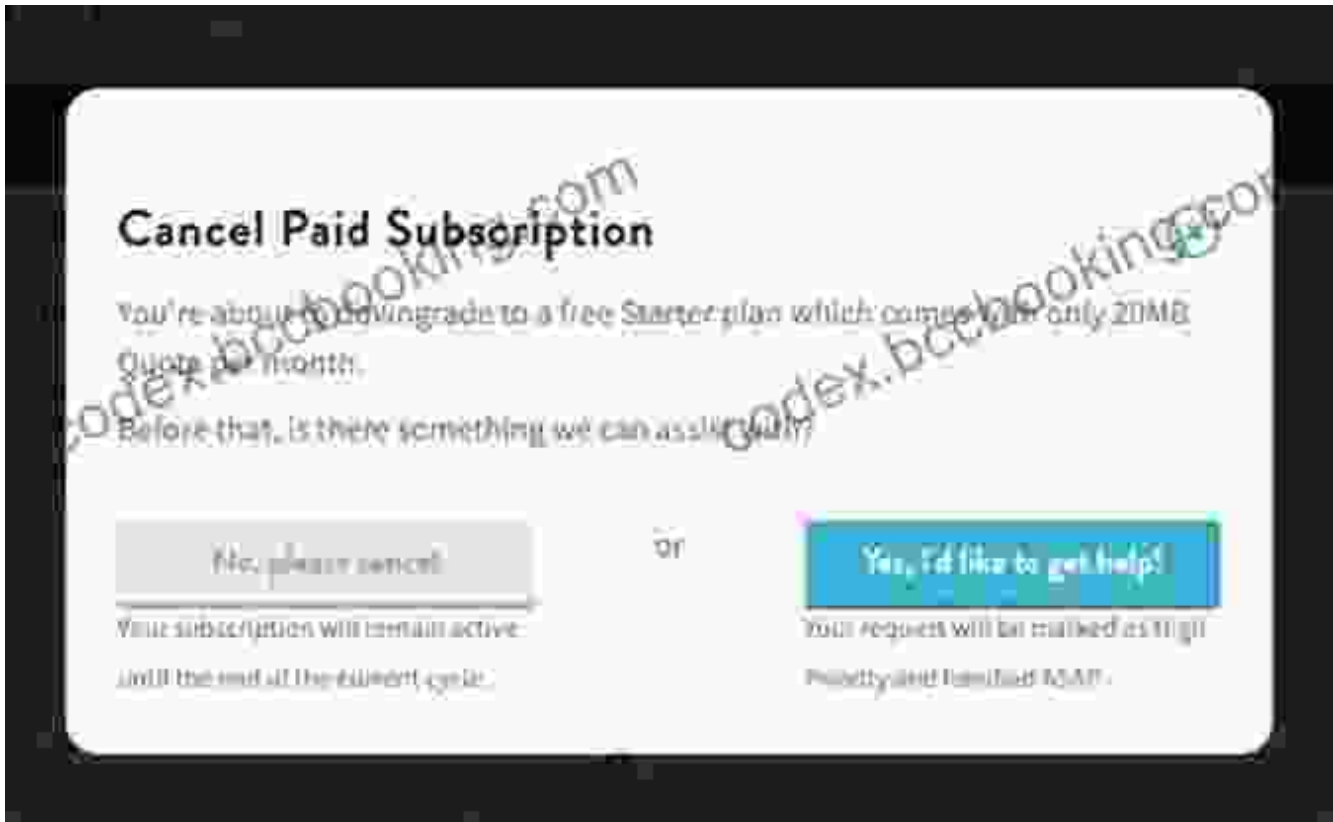
The first step is to identify all of the subscriptions you have. This includes both active subscriptions and any subscriptions that you may have

forgotten about. To do this, check your bank statements and credit card bills for any recurring charges. You can also log into your online accounts to see a list of your active subscriptions.



Step 2: Cancel Unwanted Subscriptions

Once you have a list of all of your subscriptions, you can start to cancel the ones you no longer use. To do this, simply log into the account of the subscription you want to cancel. There should be a link or button that says "Cancel Subscription." Click on this link and follow the instructions to cancel your subscription.




Step 3: Manage Your Subscriptions

Once you have canceled all of your unwanted subscriptions, it's important to manage your remaining subscriptions. This will help you avoid accidentally signing up for subscriptions you don't want or forgetting to cancel subscriptions you no longer use.

There are a number of tools that can help you manage your subscriptions. These tools allow you to track your subscriptions, set reminders for when they are about to renew, and cancel subscriptions with just a few clicks.



By following these steps, you can quickly and easily cancel any unwanted subscriptions and take control of your finances. So what are you waiting for? Get started today!




Discover how to stop Kindle Unlimited Subscriptions in just three minute by Emma Tallon

★★★★☆ 4 out of 5


Language	: English
File size	: 1168 KB
Text-to-Speech	: Enabled
Screen Reader	: Supported
Enhanced typesetting	: Enabled
Print length	: 6 pages
Lending	: Enabled





Escape to Sunrise Cottage: A Captivating Read You Won't Want to Miss

Are you ready for a heartwarming escape? Step into the enchanting world of Sunrise Cottage, where love, loss, and redemption intertwine in a captivating...



Flipping the Switch on Technology: A Life-Changing Guide to Mindful Use

In the digital age, technology has become an indispensable part of our lives. We rely on it for work, communication, entertainment, and...